

Wireless Voltage Sensor (0-20 VDC)

Technical Overview



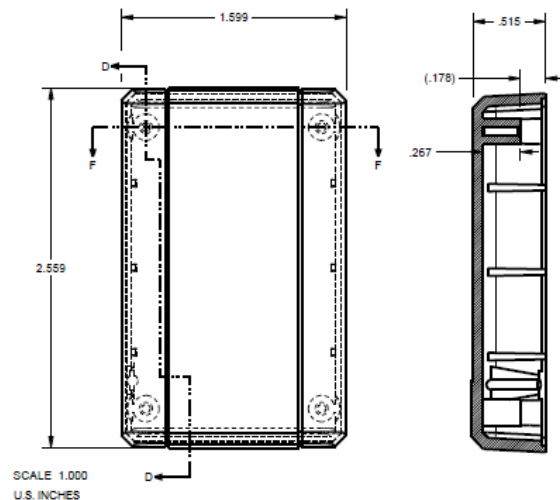
General Description

The B-Scada™ Wireless Voltage Sensor (0-20 VDC) measures the voltage of up to 20 VDC between two electrical points. This is done by connecting the leads on the sensor to the positive and ground terminal of a battery, device or another sensor.

With B-Scada's cloud monitoring, you can easily view sensor data and set alarms using any web browser (including on mobile devices).

B-Scada™ Wireless Voltage (0-20 VDC) Sensor Key Features

- Measures voltages of up to 20 VDC
- Plug and Sense capability
- Cloud Monitoring using any browser (including on mobile devices)
- LED status indicator
- Supports 915, 868 and 433 MHz frequencies
- Self-hosted option for advanced users
- Uses AC power supply or two (2) AA batteries



Power Options

This sensor can either use an AC adapter or two (2) AA batteries. When using batteries, it is recommended to use lithium batteries. Alkaline batteries tend to leak which reduces the sensor life.


Frequency

The B-Scada™ Wireless Voltage Sensor (0-20 VDC) supports RF technologies including 915, 868 and 433 MHz sensor

solutions.

Applications

- HVAC Systems
- Batteries and Fuel Cells
- Transducers
- Any Sensor with 0-20V Output Range

B-Scada™ Wireless Voltage Sensor (0-20 VDC) Specifications	
General	
Number of Ports	1 Port: Power
Sensor Types	Wireless Voltage Sensor (0-20 VDC)
Voltage Range	0 – 20 Volts DC
Radio	
Frequency	915 MHz 868 MHz 433 MHz
Antenna	External
Range	Approx. 200m – 400m (625 ft. – 1350 ft.)*
Power	
Power Supply	3.3 V AC Adapter or two (2) AA Batteries**
Visual Indicators	
LED	1 LED: Connection Status***
Mechanical	
Enclosure	Plastic
Dimensions	39.599 x 64.999 x 13.081 mm
Weight	2.20 ounces
Environmental	
Operating Temperature	-7° C to 60° C (20° F to 140° F)
Certification	
	

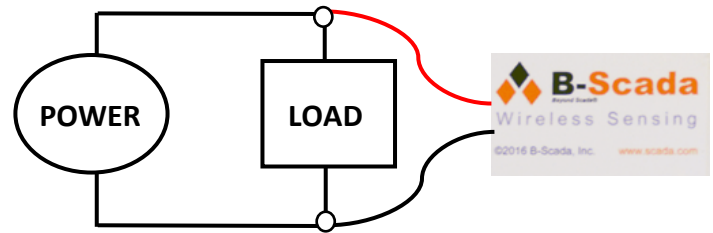
* Actual range may vary depending on environment.

** Battery life will depend on several factors. The update rate or how often the sensor sends data to the gateway affects battery life. Faster update rates utilize more battery. Another factor is the frequency range. The slower the speed (long range), the shorter the battery life due to longer wake and transmit times. Lastly, the type of sensor used. Sensors like the Thermistor uses more power due to extra hardware parts compared to a Water Detection sensor.

*** A blinking LED light indicates a successful connection to the gateway.

Wiring Diagram:

It is important to follow the proper installation to ensure that the sensor will work properly. Otherwise, it will deliver invalid results which will make it appear malfunctioning.



Notice:

Do not use negative voltage and/or any voltage higher than 20VDC.

Do not use this product under conditions where there is presence of corrosive gas or deoxidizing gas, flammable gas, dusty conditions, wet or excessively humid locations and other hazardous conditions.

Higher temperature may cause deterioration that will shorten the life of the sensor.



Tel: +1.352.564.9610 Ext. 311

Cell: +1.352.422.5623

9030 W Fort Island Trail

Plantation Village

Building 9

Crystal River, FL 34429

<http://www.scada.com>

Complies with FCC and Industry Canada Standards